

THE DIFFERENCE BETWEEN A SMALLER YACHT AND A LESSER ONE.

VIKING 35'
CONVERTIBLE

DEBORRAH ANNE
NORFOLK, VA

 **viking**
yachts

AN UNPARALLELED SENSE OF SPACE AND LUXURY IN 35'



THE FULL-SIZED APPLIANCES OF THE UNIQUE GALLEY-DOWN DON'T "CROWD" THE SPACIOUS SALON.

The salon is equipped for entertainment with an L-shaped lounge and entertainment center (TV/stereo/cassette deck). One step down to starboard is a complete galley with full-size refrigerator, recessed range that adds to the working counter space and elegant teak parquet flooring under foot. To port, you may choose a dinette or a second stateroom. Forward lies the master stateroom with oversized V-berth. For the more self-indulgent, a third option features a 30% larger master stateroom with a walk-around double bed and a larger head.



Because Viking fishes what they build, the cockpit is truly fishing-ready. The (optional) complete tackle center features both sink and freezer. Fishing outfitting also includes substantial scuppers, wash-down pump, two accessed fish wells and plenty of room for a man-sized fighting chair. The spacious flybridge complete with optional hardtop



PLAN C's 30% LARGER MASTER STATEROOM
FEATURES A WALK-AROUND DOUBLE BED.

places the 35' squarely in the "big boat" country. For the Captain, there's an extensive systems monitor integrated into the helm; for guests, there's expansive seating for seven in comfort.

All the details that make this yacht a full-blooded Viking are present as well: all-aluminum railings, powder-coated finish on metal parts, a first class teak interior, plus a host of exclusive features.

Compared to other yachts in her class, the 35' is truly without peer. Clearly, she is the mid-sized sportfishing yacht with the big difference; she's a Viking.

35' AND EVERY INCH A VIKING.





THE BEST 35' MONEY CAN BUY.

When yacht builders offer a small model, the result is often inferior to their larger sister ships. In contrast, the Viking 35' Convertible is built by the same craftsmen to the same exacting standards as the breathtaking 57' Convertible. Viking's 35' seems like a much larger yacht, because her quality, speed, performance and comfort are simply unobtainable from competitors' models of the same length.

The Viking quality difference evolves from a quarter century of expertise gained by manufacturing thousands of convertibles in the mid-30' to mid-50' range. There's the unique Viking hull shape. Built for comfort and for speed, it combines a clean forefoot for the smoothest entry with an aft-planing fairbody for higher top speed and maximum efficiency. Reverse radius chines create steady tracking both at cruising and trolling speeds.

To ensure uniform quality, exact fit and flawless operation, metalwork (rails, engine beds, doors and window frames), fiberglass (tankage, fishwells and optional flybridge hardtop) and all cabinetry are created exclusively in-house.

THE ONLY DIFFERENCE BETWEEN THE 35' AND THE 57' IS SIZE.

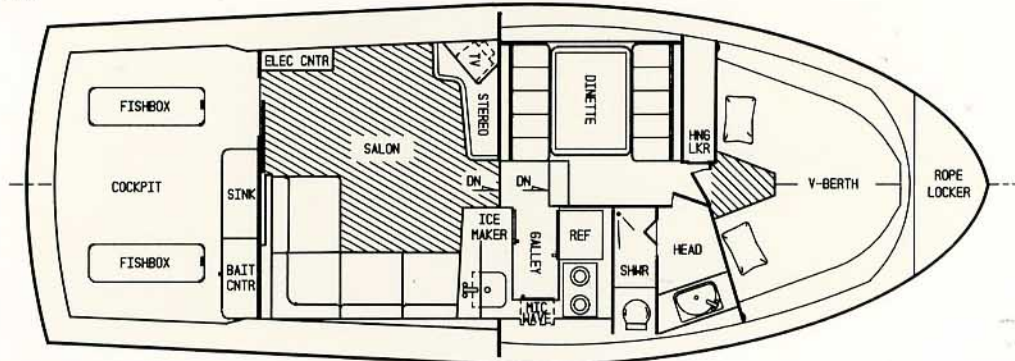
The 35' employs all of Viking's advanced technology in fiberglass assembly. During initial layup, as the hull is laminated, each cured layer is sanded to provide a voidless bed for the next. No other production yacht builder takes this care — only Viking. This laminate process in conjunction with advanced materials such as knitted fabrics, modified-epoxy resin, and, above the waterline, high-tech coring produce a yacht with the highest possible strength-to-weight ratio.

Viking isn't satisfied with glass encapsulated bulkheads and longitudinal stringers. By strategically glassing in cant strip stiffeners where bulkheads and stringers intersect, Viking produces a hull with the greatest structural integrity.

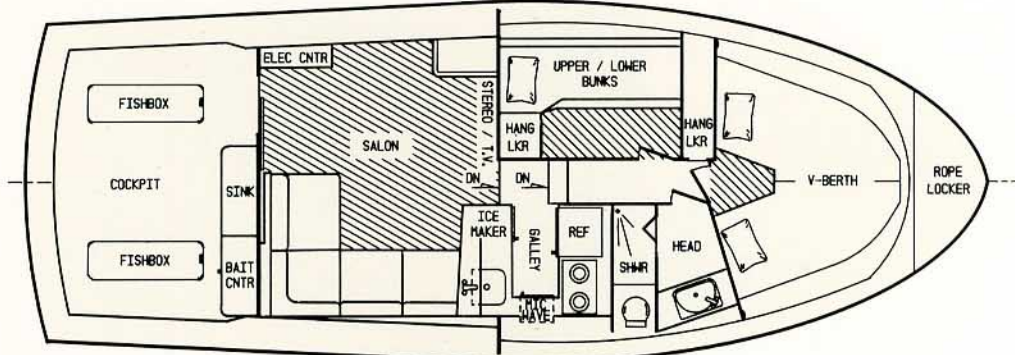
The hull is further strengthened by Viking's unique solid steel engine mounts. Powerful twin engines are mounted on wide, flanged steel beams that are secured to dedicated bulkheads. These rigid frames around the engine do more than disperse engine loads evenly throughout the hull; they actually *strengthen* the hull.

With three efficient layouts to choose from, the Viking 35' Convertible offers the accommodations, privacy and entertaining capabilities of a far larger yacht. Her fine hand-crafted interiors of rich teak, her custom-tailored decorator accents and the built-in conveniences — all bespeak luxury and good taste.

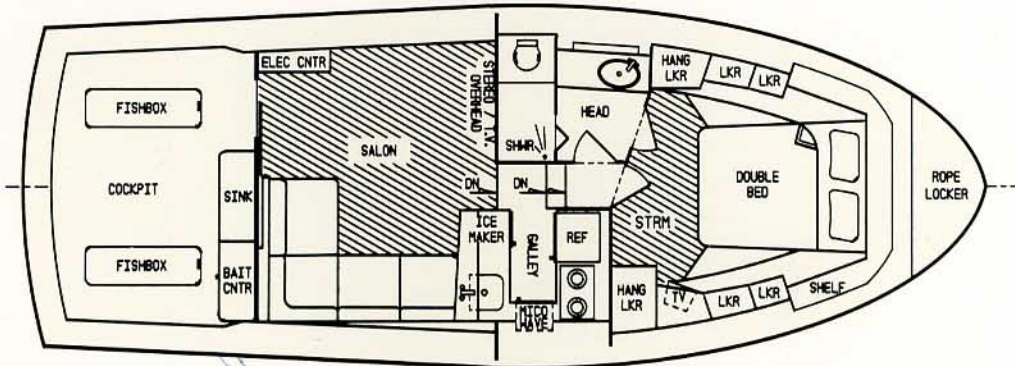
VIKING 35' CONVERTIBLE



DINETTE MODEL—PLAN A



TWO STATEROOM MODEL—PLAN B



ONE STATEROOM MODEL—PLAN C



viking
yachts

For those who know better.

Route 9 and The Garden State Parkway, New Gretna, NJ 08224, Tel: (609) 296-6000, Fax: (609) 296-3956